

Virtual Worship.

Broughton St Mary's is trialling a short virtual service and time to connect via audio and video conference from 10.30 to 11am every Sunday.

Video Conferencing Using Your Computer

For those with a computer, you can join using the Zoom Meetings application.

To get started, please click on the link below.

<https://zoom.us/j/112135361>

The first time you click the link you will be prompted to install the Zoom Meetings application. The next time you click the link it should launch the Zoom Meetings application on your computer.

What If I Don't Have A Camera

If your computer doesn't have a camera then you will be able to see others but they will not be able to see you.

What If I Don't Have A Microphone

If your computer doesn't have a microphone, please select the 'Phone Call' audio conference option when prompted and click the 'Done' button.

To join by phone, please dial the telephone number below. You will then be asked to enter the 9 digit meeting ID on your telephone keypad followed by the # key. When asked for a participant ID, just press the # key.

0131 460 1196 United Kingdom

Meeting ID: 112 135 361

During the call you can mute and unmute your phone by pressing *6 on your telephone keypad.

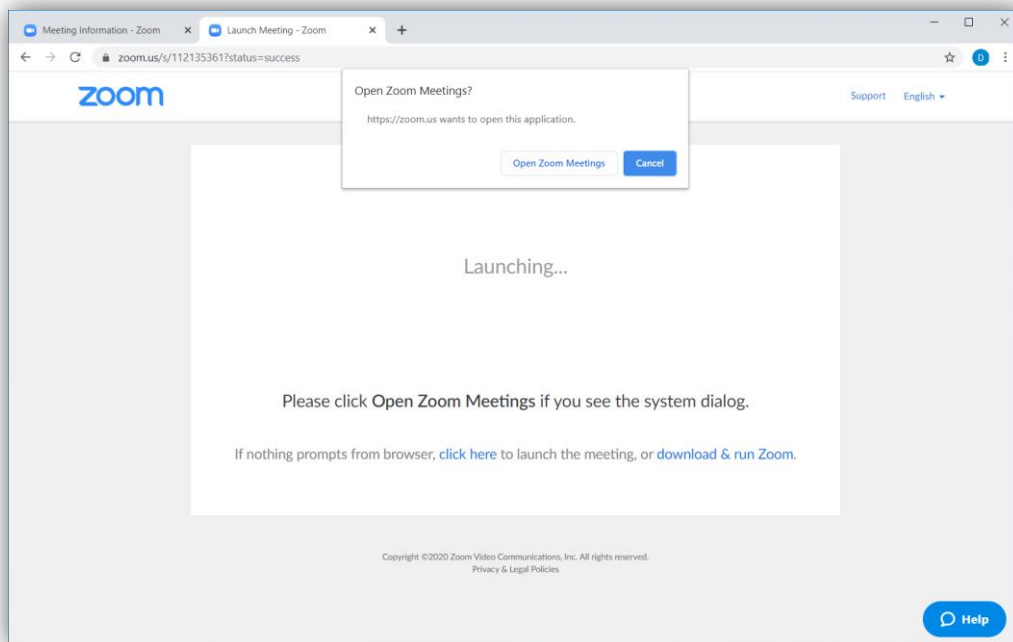
NOTE: your phone provider may charge you for this call depending on your tariff.

Using Zoom Meetings On Your Computer

To join the video conference, please click on the link below or in the email sent by Ian Buckingham.

<https://zoom.us/j/112135361>


When you click on the link you should see a screen like the one below.



If you have not yet installed the Zoom Meetings application, please click on the 'download & run Zoom' link and follow the instructions to install the application.

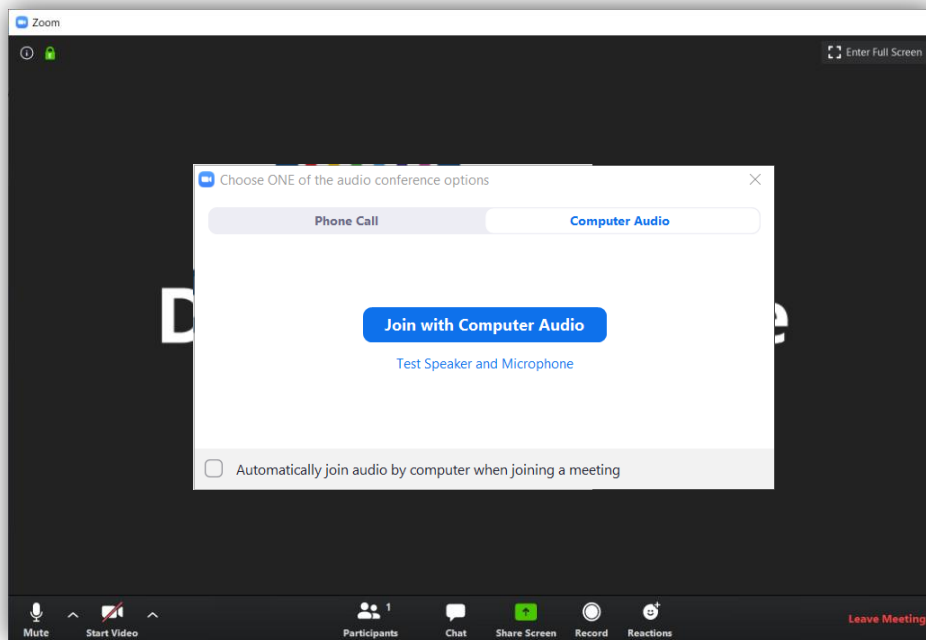
If you have the Zoom Meetings application installed, please click on the 'Open Zoom Meetings' button. If this button is not showing, please click on the 'click here' link.

If you launch the Zoom Meetings application directly you will see a screen like the one below.

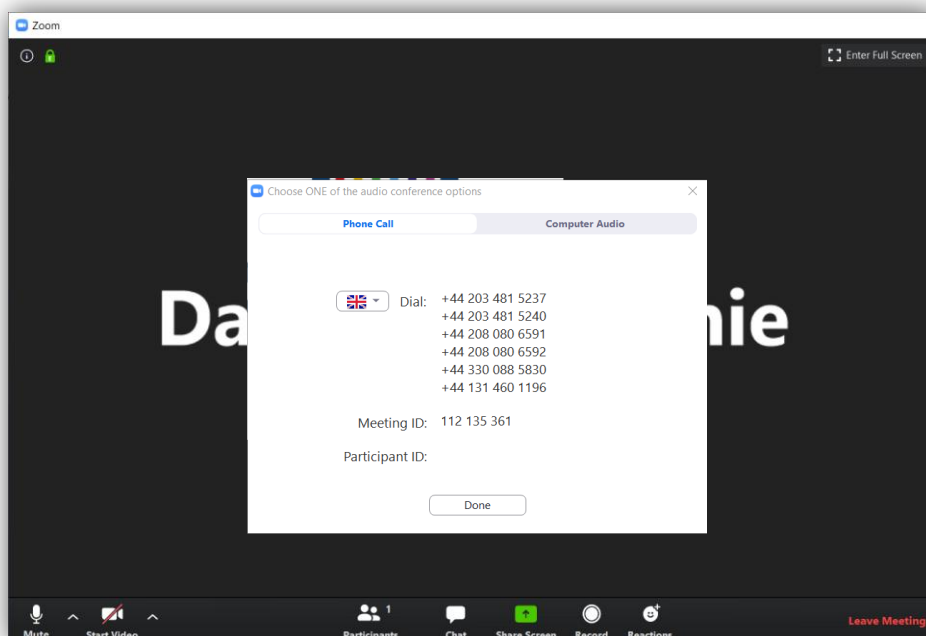


Click the 'Join a Meeting' button, enter your name and the meeting ID 112 135 361, and click the 'Join' button.

When the Zoom Meetings application has launched you should see a screen like the one below.

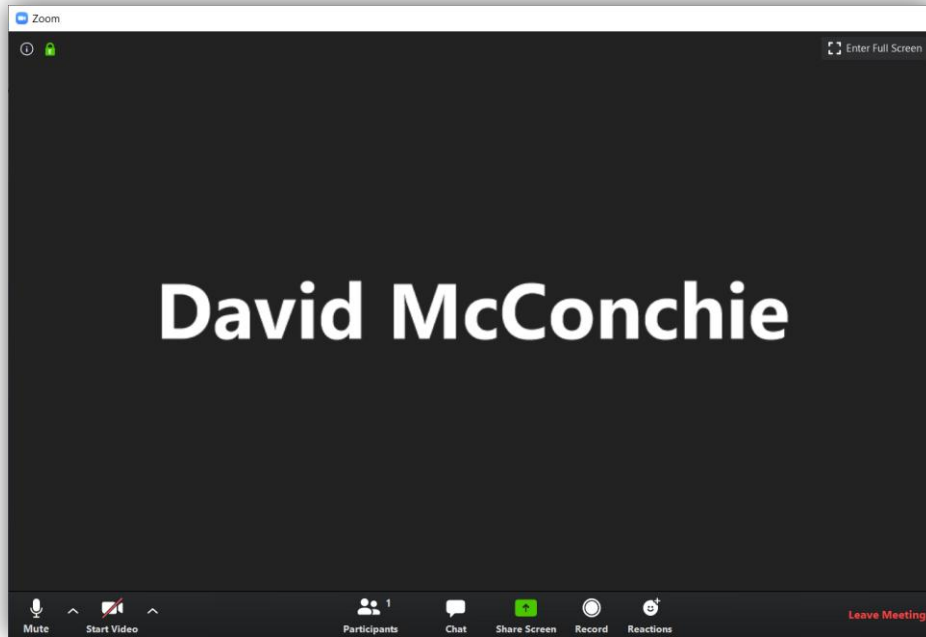


If your computer has speakers and a microphone please click 'Join with Computer Audio', otherwise select the 'Phone Call' tab and you should see a screen like the one below.



Please dial 0131 460 1196 on your landline or mobile phone. When prompted for the meeting ID, press 112 135 361 followed by the # key. When asked for a participant ID, just press the # key. Finally please press the 'Done' button.

When you have been admitted you should see a screen like the one below.



Please note the buttons along the bottom of the screen:



Turns your microphone on and off. Please turn off if you are not speaking.



Turns your camera on and off.



Allows you to see a list of all participants.



Allows you to see messages, and send and reply to messages. By default messages are visible to all participants.

NOTE: the buttons will appear and disappear if you press the 'alt' key.

Technical Assistance

If you experience technical problems please email webadmin@bstmchurch.org.uk for assistance.

NOTE: the meeting will open at 10.00am to allow you time to get set up and to provide technical assistance if required.